



Series	Trim Available	Wear Rating/ PEI	Shade/ Texture Spectrum (STS) Rating	DCOF ACU Test	Scratch Hardness	Water Absorption	Breaking Strength	Frost Resistance	Recycle Content		Tile Thickness	Rec. Grout Joints*
									Pre-Consumer	Post-Consumer		
ANSI Designation					MOHS Scale	ASTM C373	ASTMC648	ASTM C1026				
ANSI Standard					N/A	≤3%	≥250 lbs	Resistant			± 0.3 mm	
Amalfi Stone - Durabody	Yes	IV/III	V4	>0.42	8.0	<3.00%	>400 lbs	Resistant	19.40%	11.10%	12x24 = 10.8 mm 16x16 = 8.8 mm 13x13 = 8.2 mm	3/16"
Amalfi Stone - Porcelain	Yes	IV/III	V4	>0.42	8.0	<0.50%	>500 lbs	Resistant	5.00%	16.00%	20x20 = 10.5 mm 12x24 = 11.2 mm	3/16"
Amazonia	No	IV	V3	>0.42	8.0	<0.50%	>450 lbs	Resistant	N/A		11.3 mm	3/16"
Aquarelle	No	IV	V2	<0.42	7.0	<3.00%	>300 lbs	Resistant	20%		24x24 = 10.8 mm 16x16 = 8.8 mm	3/16"
Aria	Yes	IV/III	V2	Matte: >0.42 Polished: <0.42	5.5	<0.50%	>600 lbs	Resistant	3.00%	N/A	18x36 = 11.0 mm 12x24 = 9.5 mm	1/8"
Artisan Wood	No	IV/III	V3	>0.42	6.5	<0.50%	>550 lbs	Resistant	N/A	N/A	9.0 mm	1/8"
Black Forest	No	IV/III	V3	>0.42	6.5	<0.50%	>450 lbs	Resistant	12.50%	23.70%	11½x47 = 11.3 mm 7½x47 = 11.3 mm	1/8"
Burano - Durabody	Yes	IV/III	V2	>0.42	6.5	<3.00%	>450 lbs	Resistant	5.00%	16.00%	12x24 = 10.8 mm 16x16 = 8.8 mm	3/16"
Burano - Porcelain	Yes	IV/III	V2	>0.42	6.5	<0.50%	>500 lbs	Resistant	19.00%	N/A	20x20 = 10.5 mm 12x24 = 11.2 mm	3/16"
Catalina	Yes	IV	V3	>0.42	6.0	<0.50%	>500 lbs	Resistant	5.00%	16.00%	20x20 = 10.5 mm 12x24 = 11.2 mm 13x13 = 9.0 mm	3/16"
Cementine	No	III	V2	<0.42	5.0	<3.00%	>300 lbf.	Resistant	19.20%	11.40%	8.8 mm	3/16"
ColorTheory	Yes	130m³	V1	>0.42	7.0	<0.50%	>540 lbf.	Resistant	10.00%	N/A	24x24 = 9.8 mm 12x24 = 9.6 mm 4x24 = 9.6 mm	1/8"
Concrete	Yes	IV/III	V2	>0.42	8.0	<0.50%	>600 lbs	Resistant	3.00%	N/A	6x24 = 10.3 mm 12x24 = 10.3 mm 24x24 = 10.3 mm	1/8"
Connect	No	IV/III	V2	>0.42	6.5	<3.00%	>300	Resistant	18.20%	16.40%	8x8 = 7.6 mm	3/16"
Construct	Yes	IV/III	V3	>0.42	5.0	<0.50%	>500 lbs	Resistant	5.00%	16.00%	18x36 = 11.3 mm 12x24 = 11.2 mm	3/16"
Contessa	Yes	IV	V2	>0.42	7.0	<0.50%	>450 lbs	Resistant	17%		11.0-11.3 mm	3/16"
Contour	Yes	IV	V3	>0.42	6.0	<3.00%	>450 lbs	Resistant	19.20%	11.40%	12x24 = 10.8 mm 16x16 = 8.8 mm 3x11 = 9.5 mm	3/16"
Cortina	Yes	IV/III	V3	Matte: >0.42 Polished: <0.42	5.5	<0.50%	>600 lbs	Resistant	3.00%	N/A	18x36 = 11.0 mm 12x24 = 9.5 mm	1/8"
Crescent	Yes	IV/III	V3	<0.42	5.0	<3.00%	>400 lbs	Resistant	19.20%	11.10%	12x24 = 10.8 mm 16x16 = 8.8 mm	3/16"
Dossier	Yes	IV/III/II	V2	Matte: >0.42 Polished: <0.42	7.0	<0.50%	>475 lbs	Resistant	3.00%	N/A	24x24 = 9.5 mm 12x24 = 9.5 mm	1/8"
Elements	No	II	V1	<0.42	5.0	<0.50%	>275 lbs	Resistant	21.44%	N/A	6.0 mm	3/16"
Ellum	Yes	IV/III/II	V2	>0.42	8.0	<0.50%	>600 lbs	Resistant	3.00%	N/A	24x24 = 10.3 mm 12x24 = 10.3 mm	1/8"
Elysium	Yes	IV/III	V2	>0.42	6.5	<3.00%	>500 lbs	Resistant	18.20%	11.10%	12x24 = 10.8 mm 16x16 = 8.8 mm 13x13 = 8.2 mm	3/16"
Encierro	Yes	IV/III	V4	>0.42	6.5	<3.00%	>450 lbs	Resistant	19.20%	11.40%	12x24 = 10.8 mm 16x16 = 8.8 mm	3/16"
Forester	No	IV/III	V4	>0.42	7.0	<3.00%	>550 lbs	Resistant	19.40%	11.10%	10.8 mm	3/16"
Form	No	IV/III/II	V2	>0.42	6.5	<3.00%	>300 lbs	Resistant	18.20%	16.40%	8x8 = 7.6 mm	3/16"
Formation	Yes	IV/III	V2	>0.42	8.0	<0.50%	>480 lbs	Resistant	3.00%	N/A	24x24 = 10.3 mm 12x24 = 10.3 mm	1/8"
FortyEight	No	IV/III	V3	>0.42	5.0-7.0	<0.50%	>550 lbs	Resistant			24x48 = 11.3 mm	1/8"
Framework	Yes	IV/III	V2	>0.42	8.0	<0.50%	>510 lbs	Resistant	3.00%	N/A	24x24 = 10.3 mm 12x24 = 10.3 mm	1/8"
Function	Yes	IV/III/II	V2	>0.42	6.5	<3.00%	>500 lbs	Resistant	19.40%	5.00%	12x24 = 10.8 mm 16x16 = 8.8 mm 13x13 = 8.2 mm	3/16"
Gala	Yes	IV/III	V2	Matte: >0.42 Polished: <0.42	8.0	<0.50%	>450 lbs	Resistant	3.00%	N/A	24x24 = 9.5 mm 12x24 = 9.5 mm	1/8"
Gosford Park	No	IV/III	V3	>0.42	8.0	<0.50%	>400 lbs	Resistant	5.00%	16.00%	8x40 = 9.0 mm	1/8"
Habitat	Yes	IV/III	V2	>0.42	7.5	<3.00%	>300 lbs	Resistant	20%		24x24 = 10.8 mm 16x24 = 10.8 mm 16x16 = 8.8 mm	3/16"
Industry	Yes	IV/III	V3	>0.42	7.5	<0.50%	>450 lbs	Resistant	12.50%	23.70%	24x24 = 11.2 mm 12x24 = 11.2 mm	3/16"
Intertech	Yes	N/A	V1	>0.42	6.0	<0.25%	>400 lbs	Resistant			12x24 = 8.7 mm 12x12 = 8.7 mm	3/16"
Lakemont	Yes	IV	V2	>0.42	5.5	<3.00%	>500 lbs	Resistant	18.20%	11.10%	12x24 = 10.8 mm 16x16 = 8.8 mm 13x13 = 8.2 mm	3/16"
Linen	Yes	IV/III	V2	>0.42	6.5	<3.00%	>300 lbs	Resistant	20%		16x24 = 10.8 mm	3/16"
Manitoba	No	IV/III	V3	>0.42	9.0	<3.00%	>400 lbs	Resistant	31.70%	5.00%	10.8 mm	3/16"
Milan	Yes	IV	V2	<0.42	5.0	<3.00%	>300 lbs	Resistant	N/A		8.8 mm	3/16"

All tiles meet or exceed ASTM standards for chemical resistance (ASTM C650), crazing resistance (ASTM C424), and thermal shock (ASTM C484) unless otherwise noted. NOTE: Due to the inherent nature of fired ceramic tile, it is important to note that the coefficient of friction may vary within and between product runs.















Series	Trim Available	Wear Rating/ PEI	Shade/ Texture Spectrum (STS) Rating	DCOF ACU Test	Scratch Hardness	Water Absorption	Breaking Strength	Frost Resistance	Recycle Content		Tile Thickness	Rec. Grout Joints*
									Pre-Consumer	Post-Consumer		
ANSI Designation					MOHS Scale	ASTM C373	ASTMC648	ASTM C1026				
ANSI Standard					N/A	≤3%	≥250 lbs	Resistant			± 0.3 mm	
Modulor	Yes	IV/III	V2	>0.42	6.0	<0.50%	>600 lbs	Resistant	3.00%	N/A	18x36 = 11.0 mm 9x36 = 11.0 mm 12x24 = 9.5 mm	1/8"
Montpellier - Durabody	Yes	IV	V2	>0.42	7.0	<3.00%	>350 lbs	Resistant	21%		16x24 = 10.8 mm 13x13 = 8.2 mm	3/16"
Montpellier - Porcelain	Yes	IV/III	V2	>0.42	8.0	<0.50%	>500 lbs	Resistant	5.00%	16.00%	20x20 = 10.5 mm 12x24 = 11.2 mm	3/16"
Montreaux	Yes	IV	V3	>0.42	6.5	<3.00%	>350 lbs	Resistant	20%		20x20 = 10.0 mm 13x13 = 8.2 mm	3/16"
Norway - Durabody	No	IV/III	V3	>0.42	7.5	<3.00%	>400 lbs	Resistant	19.20%	11.40%	10.8 mm	3/16"
Norway - Porcelain	No	IV/III	V3	>0.42	7.5	<0.50%	>450 lbs	Resistant	5.00%	16.00%	9.0 mm	3/16"
Oxide	Yes	IV/III	V3	>0.42	6.0	<0.50%	>350 lbs	Resistant	12%		11.15 mm	1/8"
Pinot	Yes	IV/III	V2	>0.42	7.0	<3.00%	>450 lbs	Resistant	20%		20x20 = 10.0 mm 16x24 = 10.8 mm 16x16 = 8.8 mm 13x13 = 8.2 mm	3/16"
Pulse	Yes	IV/III/II	V2	Matte: >0.42 Polished: <0.42	7.0	<0.50%	>475 lbs	Resistant	18.00%	N/A	24x24 = 9.5 mm 12x24 = 9.5 mm	1/8"
QuarryBasics	Yes	N/A	V2	>0.42	7.0	<3.00%	400 lbs	Resistant	9.5%		12.7 mm	3/16"
QuarryBasics Abrasive	Yes	N/A	V2	>0.42	7.0	<3.00%	400 lbs	Resistant	4-9.5%		12.7 mm	3/16"
QuarryBasics Metro Tread	Yes	N/A	V2	>0.42	7.0	<3.00%	400 lbs	Resistant	4-7.8%		12.7 mm	3/16"
Quartzite	Yes	IV/III	V3	>0.42	9.0	<3.00%	>650 lbs	Resistant	19.20%	11.40%	18x36 = 11.3 mm 12x24 = 10.8 mm 16x16 = 8.8 mm	3/16"
Railwood	No	IV/II	V3	>0.42	6.0	<3.00%	>600 lbs	Resistant	31.70%	5.00%	8x24 = 10.8 mm	3/16"
Rainforest	No	IV/III	V2	>0.42	8.0	<3.00%	>600 lbs	Resistant	31.70%	5.00%	8x24 = 10.8 mm	3/16"
Retro	Yes	IV/III	V2	>0.42	6.0-6.5	<3.00%	450 lbs	Resistant	20%		12x12 = 8.2 mm 8x8 = 7.6 mm	3/16"
Rock Island	Yes	IV/III	V2	>0.42	8.0	<3.00%	>500 lbs	Resistant	18.20%	11.10%	12x24 = 10.8 mm 16x16 = 8.8 mm 13x13 = 8.2 mm	3/16"
Ruidoso - Durabody	No	IV/III	V3	>0.42	5.0	<3.00%	>550 lbs	Resistant	N/A	N/A	10.8 mm	3/16"
Ruidoso - Porcelain	No	III	V3	>0.42	5.0	<0.50%	>450 lbs	Resistant	N/A	N/A	10.8 mm	3/16"
San Giulio	Yes	IV	V2	>0.42	7.5	<3.00%	>400 lbs	Resistant	19.40%	11.10%	12x24 = 10.8 mm 16x16 = 8.8 mm	3/16"
Spa	Yes	IV	V1	<0.42	7.0	<3.00%	>300 lbs	Resistant	20%		20x20 = 10.8 mm	3/16"
Spatial	Yes	130m³	V2	Matte: >0.42 Polished: <0.42	7.0	<0.50%	>540 lbs	Resistant	10.00%	N/A	24x24 = 9.8 mm 12x24 = 9.6 mm	1/8"
Strata - Durabody	Yes	IV/III	V2	>0.42	6.0	<3.00%	>350 lbs	Resistant	19.40%	11.10%	12x24 = 10.8 mm 13x13 = 8.2 mm	3/16"
Strata - Porcelain	Yes	IV/III	V2	>0.42	8.0	<0.50%	>500 lbs	Resistant	5.00%	16.00%	20x20 = 10.5 mm 12x24 = 11.2 mm	3/16"
Sunwood Pro	No	IV	V3	>0.42	7.5	<3.00%	>400 lbs	Resistant	19.20%	11.40%	10.8 mm	3/16"
Southerleigh	Yes	IV	V3	>0.42	8.0	<3.00%	>350 lbs	Resistant	19.20%	11.40%	12x24 = 10.8 mm 16x16 = 8.8 mm	3/16"
Sussex	Yes	IV/III/II	V2	>0.42	7.5	<0.50%	>600 lbs	Resistant	18.00%	N/A	18x36 = 11.0 mm 9x36 = 11.0 mm 12x24 = 9.5 mm	1/8"
Tessuto	Yes	IV	V2	>0.42	8.0	<0.50%	>400 lbs	Resistant	20%		11 mm	3/16"
Thassos Travertine	Yes	IV	V3	>0.42	8.0	<3.00%	>350 lbs	Resistant	20%		10.8 mm	3/16"
Timberwood	No	IV/III/II	V4	>0.42	8.0	<3.00%	>600 lbs	Resistant	5.00%	16.00%	7.5x39 = 8x40 = 9.0 mm	1/8"
Tirreni	Yes	IV	V3	>0.42	7.0	<3.00%	>400 lbs	Resistant			8.8 mm	3/16"
Travertino Royal	Yes	IV	V4	<0.42	7.5	<3.00%	>300 lbs	Resistant	26%		24x24 = 10.8 mm 16x24 = 10.8 mm 16x16 = 8.8 mm 13x13 = 8.2 mm	3/16"
Trazzo	Yes	IV/III	V2	>0.42	8.0	<0.50%	>480 lbs	Resistant	3.00%	N/A	24x24 = 9.5 mm 12x24 = 9.5 mm	1/8"
Union Square	No	IV	V2	<0.42	5.0	<3.00%	>400 lbs	Resistant	19.40%	11.10%	7.4 mm	3/16"
Vintage Brick	No	IV	V4	>0.42	6.5	<0.10%	>450 lbs	Resistant	20.00%	N/A	3x12 = 8.5 mm 8½x10 = 8.5 mm	3/16"
Vintage Cement	Yes	IV/III	V2	>0.42	8.0	<0.50%	>600 lbs	Resistant	3.00%	N/A	24x24 = 10.3 mm 12x24 = 10.3 mm	1/8"
Walker	No	IV/III	V3	>0.42	9.0	<0.50%	>700 lbs	Resistant	N/A	N/A	9.0 mm	1/8"
Wheelhouse	Yes	III	V4	>0.42	8.0	<3.00%	>350 lbs	Resistant	19.20%	11.		



TILE TRIM ILLUSTRATIONS

WALL TILE

WALL TILE	Aquarelle	Brick	Bruselas	Emma	Encierro	Essentials	Lipstick	Milan	Montreaux	Oxide	Pinot	Ripple	Seaside	Southernleigh	Spa	Taberna	Up & Down	Vesubio	Group 1		Group 2		Group 3	
																			Wall Tile Collection IC Brites	Wall Tile Collection IC Mattes	Wall Tile Collection IC Brites	Wall Tile Collection IC Mattes	Wall Tile Collection Bold Tones	
Radius Trim																								
	2' x 6" A4200			•					•	•	•									•	•			
	2' x 2" AN4200								•	•	•									•	•			
	2' x 2" AM4200																			•	•			
	1' x 6" A106			•					•	•		•	•											
	3' x 3" AN4300																							
Cove Base Trim																								
	4 1/4" x 4 1/4" A3401																			•	•	•	•	•
	4 1/4" x 4 1/4" SCL/SCR3401																			•	•	•	•	•
	4 1/4" x 6" S3419T																			•	•	•	•	•
	4 1/4" x 6" SCL/SCR3419T																			•	•	•	•	•
	6" x 6" A3601																			•	•			
	6" x 6" SCL/SCR3601																			•	•			
Counter & Decorative Trim																								
	3' x 6" Border Matte & Glossy																							

X - Available in select colors

